

LAPORAN KINERJA BULANAN MAESTROLINK EQUITY PLUS IDR

■ Sekilas tentang Manajer Investasi

PT. Fortis Investments telah mengelola portofolio investor di Indonesia sejak 1992. Fortis Investments merupakan bagian dari perusahaan manajer investasi terkemuka yang berpusat di Eropa dan merupakan aset manajer independen dari Fortis Group. Total dana kelolaan Fortis Investments hingga Juli 2009 adalah Rp 20.40 triliun. Saat ini Fortis Investments secara aktif mengelola berbagai rangkaian kelas aset bagi para investornya seperti: saham, pendapatan tetap dan produk lainnya. Produk-produk tersebut dikelola oleh 17 Sentra Investasi di seluruh dunia yang terletak di Amsterdam, Boston, Brussels, London, Luxembourg, Paris, Shanghai, Tokyo dan Jakarta

■ Tujuan Investasi

Memperoleh hasil investasi yang menarik melalui investasi pada Saham

■ Alokasi Asset Portofolio Reksadana

Saham \geq 80%
Instrumen Pasar Uang \leq 20%

■ Kinerja dan Rincian Portofolio pada akhir periode 31 Agustus 2009

| Dana | Instrumen Pasar Uang | Reksadana |
|-------------------------------|----------------------|-----------|
| MaestroLink Equity Plus (IDR) | 1.07% | 98.93% |

Rincian Portofolio Reksadana*

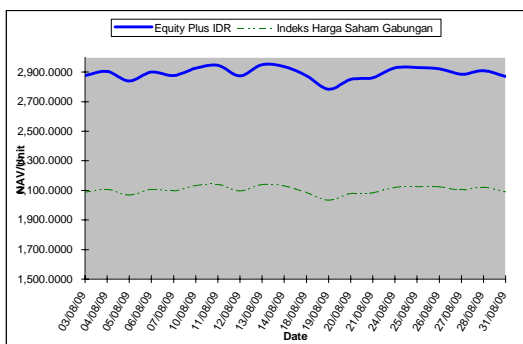
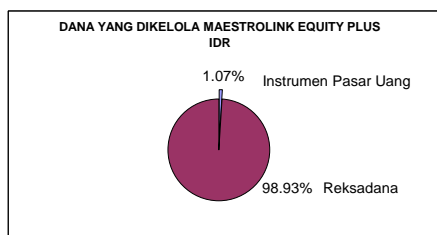
| | |
|---------------------|--------|
| Ekuitas | 93.38% |
| Dana Kas / TD / SBI | 6.62% |

*data diperoleh dari Fund Manager

5 Saham Teratas Portofolio Reksadana*

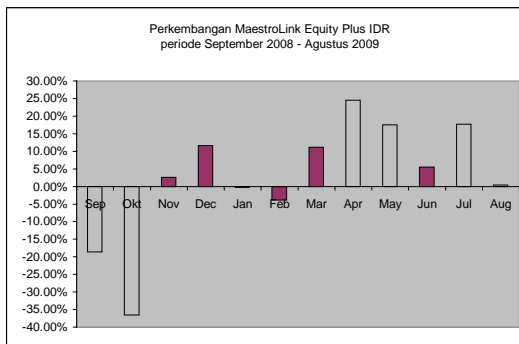
| Saham | % dari NAB |
|-----------------------|------------|
| Astra International | 7.67% |
| Telkom | 7.23% |
| Bank Mandiri | 6.33% |
| PT. Gas Negara | 6.15% |
| Bank Rakyat Indonesia | 4.90% |

*data diperoleh dari Fund Manager



* Tolak Ukur: Indeks Harga Saham Gabungan

** Kinerja di masa lampau tidak menandakan kinerja di masa depan



■ Kinerja (USD) pada akhir periode 31 Agustus 2009

Peluncuran perdana pada tanggal 14 Juni 2005

| 1 Bulan* | 3 Bulan | 6 Bulan | YTD | 1 Tahun | Sejak Peluncuran |
|----------|---------|---------|--------|---------|------------------|
| 0.42% | 24.66% | 102.76% | 94.51% | 15.00% | 187.05% |

*Data calculated from beginning of the month

■ Informasi Lain pada akhir periode 31 Agustus 2009

Mata Uang : IDR
Periode Penilaian : Harian
Nilai Aktiva Bersih : IDR 666.44 bio
Nilai Aktiva Bersih per Unit : IDR 2.870.5363

DISCLAIMER

This fund fact sheet material is for use by professional and business investors only and has been prepared for information purposes and is not an offer to sell or a solicitation to buy any securities. The information herein is obtained or derived from sources that we believe are reliable, but whilst all reasonable care has been taken to ensure that stated facts are accurate and opinions fair and reasonable, we do not represent that it is accurate or complete and it should not be relied upon as such. All opinion and estimates included in this material constitute our judgement as of this date and are subject to change without notice.